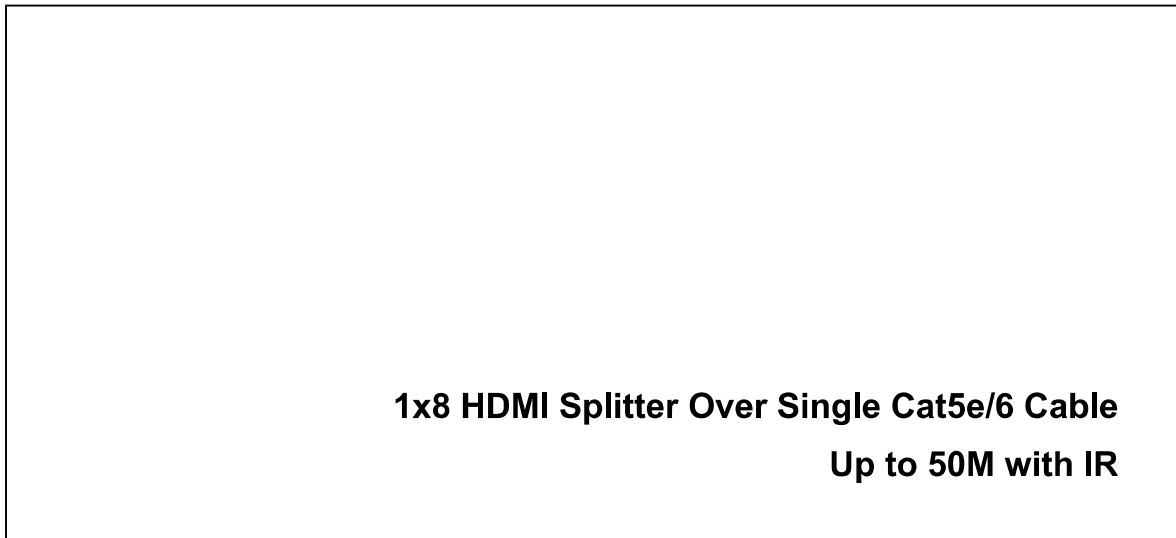


1x8 HDMI Splitter Over Single Cat5e/6 Cable

Up to 50M with IR

Operating Instructions



Notice

The information in this document is subject to change without notice. Every effort has been made in the preparation of this document to ensure accuracy of the contents, but all statements, information, and recommendations in this document do not constitute the warranty of any kind, express or implied.

Features

- Distribute 1 HDMI signal to 8 identical UTP outputs synchronously, with 1x looping HDMI output.
- Transmit over 50m single Cat5e/6 cable.
- Can be cascaded for 4 layers.
- With wide-band Bi-Direction IR control (38 ~ 56 kHz).
(IR extension from Sender to Receiver or from Receiver to Sender)
- Support Full HD 1080p, VESA resolution: 1920x1200.
- Supports Dolby[®] TrueHD, DTS-HD[®] Master Audio.[™]
- Support 3D.

Package Contents

- 1 x HDMI Splitter
- 1 x 5V DC Adapter
- 1 x User Manual

SPECIFICATIONS

Operating Temperature Range	-5 to +35°C(+23 to +95°F)
Operating Humidity Range	5 to 90%RH (No Condensation)
Video Amplifier Bandwidth	140MHz
Input Video Signal	0.5-1.0 Volts P-P
Input DDC Signal	5 volts p-p(TTL)
Data transfer speed rate	6.75Gbps(Maximum)
Input port	1xHDMI
Output ports	8xCat5e/6, 1xHDMI
Video Format Supported	DTV/HDTV:480i/576i/480P/576P/720P/1080i/1080P VESA resolution:1920x1200 ^① 3D video support
Vertical Frequency range	60Hz
Support Audio Format	DTS-HD Master Audio, Dolby True HD, multi-channel 5.1, stereo etc ^②
Transmission Distance	1080P 8-bit 50m Over single cat5e or cat6 cable/24AWG/Solid ^③
Power consumption	14W(Max)
Dimension (L×W×H)	L297.4xW135.2xH33.7mm
Net Weight	1242.8g

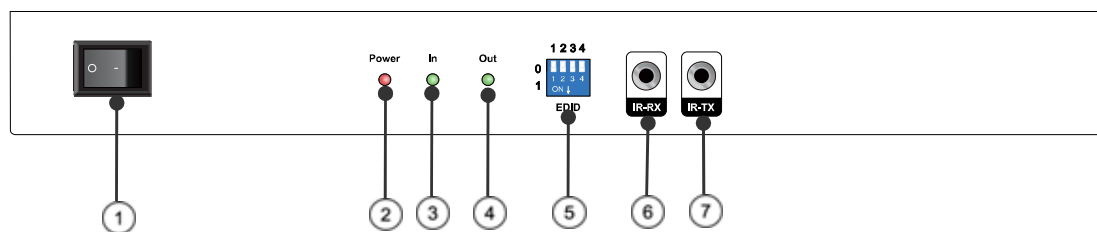
Note: ① The transmission distance is Max 40m under 1920x1200 resolution.

② The distance is 40m under 5.1CH or 7.1CH.

③ Under perfect transmission conditions including straight cable runs with no electrical interference, bends, kinks, patch panels or wall outlets.

PANEL DESCRIPTIONS

Front Panel



1. Power on/off: press the up/down to open/close the device.

2. Power input indicator

3. Indicator of HDMI input

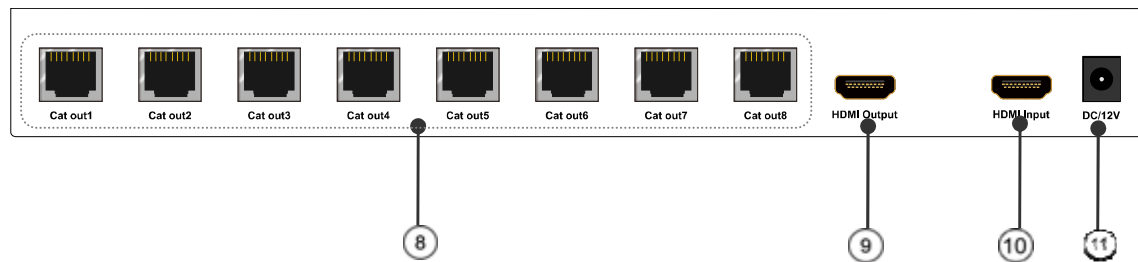
4. Indicator of HDMI output

5. DIP switch for EDID setting

6. IR-RX port

7. IR-TX port

Rear Panel



8. CAT-5E/6 out ports

9. HDMI output

10. HDMI input

11. Power input

DIP Switch for EDID Setting

DIP Switch	EDID
0000	Default (1080P3D 2ch)
0001	Copy from HDMI output
0010	1080P2D 2CH
0011	1080P2D 6CH
0100	1080P2D 8CH
0101	Reserved
0110	1080P3D 2CH
0111	1080P3D 6CH
1111	1080P3D 8CH

Connecting and operating

- 1) Connect the HDMI input source into HDMI splitter (by HDMI cable).
- 2) Connect by single cat5e/6 cable between the Cat5e/6 outputs of HDMI splitter and Cat5e/6 input of receiver (The cable termination must follow the standard of EIA/TIA 568B).
- 3) Connect the HDMI display (such as HD-LCD/HD-DLP) into the HDMI output of receiver.
- 4) Insert the DC 5V power supply into HDMI splitter and receiver.

MAINTENANCE

Clean this unit with a soft, dry cloth. Never use alcohol, paint thinner or benzene to clean this unit.

PRODUCT SERVICE

1) Damage requiring service:

The unit should be serviced by qualified service personnel if:

- (a) The DC power supply cord or AC adaptor has been damaged;
- (b) Objects or liquids have gotten into the unit;
- (c) The unit has been exposed to rain;
- (d) The unit does not operate normally or exhibits a marked change in performance;
- (e) The unit has been dropped or the cabinet damaged.

2) **Servicing Personnel:** Do not attempt to service the unit beyond that described in these operating instructions. Refer all other servicing to authorized servicing personnel.

3) **Replacement parts:** When parts need replacing ensure the servicer uses parts specified by the manufacturer or parts that have the same characteristics as the original parts. Unauthorized substitutes may result in fire, electric shock, or other hazards.

4) **Safety check:** After repairs or service, ask the servicer to perform safety checks to confirm that the unit is in proper working condition.

WARRANTY

If your product does not work properly because of a defect in materials or workmanship, our Company (referred to as "the warrantor") will, for the length of the period indicated as below, **(Parts(2)Year, Labor(90) Days)** which starts with the date of original purchase ("Limited Warranty period"), at its option either (a) repair your product with new or refurbished parts, or (b) replace it with a new or a refurbished product. The decision to repair or replace will be made by the warrantor.

During the "Labor" Limited Warranty period there will be no charge for labor.

During the "Parts" warranty period, there will be no charge for parts. You must mail-in your product during the warranty period. This Limited Warranty is extended only to the original purchaser and only covers product purchased as new. A purchase receipt or other proof of original purchase date is required for Limited Warranty service.

MAIL-IN SERVICE

When shipping the unit carefully pack and send it prepaid, adequately insured and preferably in the original carton. Include a letter detailing the complaint and provide a day time phone and/or email address where you can be reached.

LIMITED WARRANTY LIMITS AND EXCLUSIONS

1) This Limited Warranty ONLY COVERS failures due to defects in materials or workmanship, and DOES NOT COVER normal wear and tear or cosmetic damage. The Limited Warranty ALSO DOES NOT COVER damages which occurred in shipment, or failures which are caused by products not supplied by warrantor, or failures which result from accidents, misuse, abuse, neglect, mishandling, misapplication, alteration, faulty installation, set-up adjustments, misadjustment of consumer controls, improper maintenance, power line surge, lightning damage, modification, or service by anyone other than a Factory Service center or other Authorized Servicer, or damage that is attributable to acts of God.

2) THERE ARE NO EXPRESS WARRANTIES EXCEPT AS LISTED UNDER "LIMITED WARRANTY COVERAGE". THE WARRANTOR IS NOT LIABLE FOR INCIDENTAL OR CONSEQUENTIAL DAMAGES RESULTING FROM THE USE OF THIS PRODUCT, OR ARISING OUT OF ANY BREACH OF THIS WARRANTY. (As examples, this excludes damages for lost time, cost of having someone remove or re-install an installed unit if applicable, travel to and from the service, loss of or damage to media or images, data or other recorded content. The items listed are not exclusive, but are for illustration only.)

3) PARTS AND SERVICE, WHICH ARE NOT COVERED BY THIS LIMITED WARRANTY, ARE YOUR RESPONSIBILITY.